

Year 1 Half-term 1- Moon Zoom!


English

In English, Year 1 are looking at the text:

Neil Armstrong- Little People, big Dreams.


We will be writing a biography, instructions and looking at poetry

We will be learning how to use exclamation marks (!), question marks (?), time conjunctions (first, next, then and finally), conjunctions (and, but, so) and continue learning about adjectives (e.g. the **small** cat).



Maths

In Maths, we will be learning how to read and write the numbers to 20. We will also be learning addition and subtraction number bonds to 10.



Does your child recognise them all?

Can your child read all the words and spell them?

PE & School Sport

All children in Year 1 have PE on

WEDNESDAY

The children should come to school in their PE kit that day.

Phonics

Our school uses the Little Wandle phonics scheme.

Google: **Little Wandle Phonics for parents**

Year 1 should practice the Phase 3 and 4 sounds. We will begin learning Phase 5 towards the end of the half term.


Check your child's book bag every week for the 'Weekly Wandle'.

Please try to read with your child every day. Practice makes perfect! Want extra activities? Try websites like Phonics Bloom and Phonics Play. CGP books are also great.


Also this half-term

Science	In Science lessons, we will be learning about different materials and their properties.
History	In History, we will be learning about the space race, moon landing and about famous astronauts
Music	In Music, the children will be exploring pitch and tempo through songs and playing percussion instruments.
PSHE	We will be learning how to be a good friend and how to care for our school and the people in it.
Art	In Art lessons, we will be learning about primary colours.


Materials




paddling pool




sleeping bag




fabric




wood




plastic




desk




metal



paper

































card















spanner

Grow the code grapheme mat Phase 2, 3 and 5

									
s	t	p	n	m	d	g	c	r	h
ss	tt	pp	nn	mm	dd	gg	ck	rr	
c			kn	mb			cc	wr	
se			gn				ch		
ce									
st									
sc									
									
b	f	l	j	v	w	x	y	z	qu
bb	ff	ll	jj	vv	ww			zz	
	ph	le	dge	ve				s	
		al	ge					se	
								ze	
									
ch	sh	th	ng	nk	a	ea	iy	oa	ou
tch	ch								
ture	ti								
	ssi								
	si								
	ci								

Grow the code grapheme mat Phase 2, 3 and 5

					yoo		
ai	ee	igh	oa	oo		oo	ar
ay	ea	ie	o	ue	ue	u*	a*
a	e	i	o-e	u-e	u	oul	al*
a-e	e-e	i-e	ou	ew	u-e		
eigh	y	y	oe	ou	ew		
aigh	ey		ow	ui			
ey							
ea							
					air	zh	
or	ur	ow	oi	ear	air		
aw	er	ou	oy	ere	are	su	
au	ir			eer	ere	si	
aur	or				ear		
oor							
al							
oar							
ore							

*depending on regional accent