



BBC NOW LEARN



NOW...

**MAKE AN
INSTRUMENT**





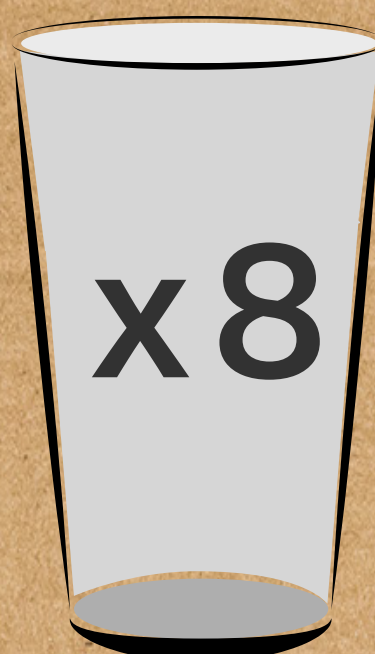
NO.8



**GLASS
XYLOPHONE**



#BBCNOWLEARN








YOU'LL NEED

8 thick/sturdy drinking Glasses, some Water,
a Metal Spoon and a Smart Phone or Tablet.




1



Download an instrument tuning app onto your mobile or tablet. Ask an adult to help you find 8 sturdy drinking glasses – they don't have to match, the more variety in size the better!




2



Lightly tap the side of each glass using the metal spoon (parents, you might want to stick around to ensure there's no broken glasses!). Line them up from lowest note on the left to the highest note on the right. If they sound similar don't worry, we can fix that!



3




With your instrument tuner app open, put your smart phone/tablet next to the first glass. Gently tap the glass using the metal spoon and see what note it is on the instrument tuner app.




4



To make our xylophone, each glass needs to be one note higher than the one before, and that's where the fun part comes in...



To change the pitch of each glass we
have to do a bit of experimenting.
Try adding some water into the glasses
– what happens to the pitch?



Remember, each glass needs to be one note higher than the one before. Once you've finished experimenting with the water, lightly tap each glass, from left to right, using the spoon and ta-dah you should have a whole scale!



7



@_bbcnw



@bbcnationalorchestraofwales



@bbcnw

Why not film yourself playing your favourite tune and share it with us on Instagram, Facebook or Twitter?